



2500 SERIES SLIDING AND SINGLE-HUNG REPLACEMENT WINDOWS

2500 Series Sliding
in White.



Beautiful, durable, and exceptionally energy-efficient, Window World® 2500 Series Windows are superior by design and built to perform.

Your decision to replace your windows just became easier. Window World 2500 Series Windows are precision-engineered for outstanding performance and aesthetics, as well as excellent value and everyday affordability.

This expertly crafted window combines fusion-welded mainframe and sashes, multichambered extrusions, integrated insulating components, and an ultra-efficient glass system to create a strong, weathertight shield that beautifully enhances the appearance of your home, while increasing the overall energy efficiency.†



AMERICA'S EXTERIOR REMODELERSM

Improving Homes. Changing Lives.®

2500 SERIES


SLIDING AND SINGLE-HUNG REPLACEMENT WINDOWS

Sliding Windows for a Beautiful Outdoor View


- Sashes glide horizontally and lift out for easy cleaning.^{††}
- Premium vinyl mainframe and sashes are colored throughout; won't chip, peel, crack, or warp and never need to be painted.
- Multiwalled extrusions provide superior welding strength and structural integrity.
- 1" thick (nominal) insulated glass unit^{**} increases energy savings year-round.
- Intercept® Warm-Edge Spacer System helps block the transfer of heat and cold for reduced energy use.
- Interlock at sash locking rail increases strength and reduces air infiltration.
- Metal reinforcement in the locking rail provides rigidity and strength.
- Integral pull handle for easy opening and closing of the window.
- Specially designed brass tandem roller system ensures smooth window operation.
- Cam lock and keeper for a tight seal and increased energy efficiency.



Specially designed brass roller system ensures smooth horizontal gliding of the sash (sliding window).



The optional Foam Spacer creates a non-metal design that eliminates any metal-to-glass contact and conduction, resulting in greater energy efficiency.



Enhanced cavity foam insulation option features carbonized foam inserts in select mainframe channels for significantly improved insulating performance.



Window World 2500 Series Windows are built standard with a 1-3/8" nail fin. For installation ease and a superb finished look, three additional frame options are available: 1" set back nail fin, stucco flange, and a block frame.

Additional Window Styles

- Single-hung windows – side-load sash operates on two concealed, pre-calibrated block and tackle balances for smooth operation; bottom sash tilts in for convenient cleaning from inside the home.
- Picture windows feature a clean-line design for a dramatic focal point and an expanded view.
- Special shapes and other window styles available.

Energy-Saving Glass Packages

For even greater energy savings, choose a SolarZone® insulated glass package to customize your windows to meet the needs of your home and climate zone. The lower the U-Factor, the less energy you'll need for heating your home. The lower the Solar Heat Gain Coefficient, the more you'll conserve on air-conditioning use.

THERMAL PERFORMANCE COMPARISON ¹				
	SLIDING		SINGLE-HUNG	
	U-FACTOR	SHGC	U-FACTOR	SHGC
Clear Glass	0.48	0.61	0.48	0.61
SolarZone	0.31	0.33	0.32	0.33
SolarZone Elite	0.31	0.22	0.31	0.22
SolarZone ThermD	0.30	0.33	0.30	0.33
SolarZone ThermD Elite	0.30	0.22	0.30	0.22
SolarZone Plus	0.30	0.33	0.30	0.33
SolarZone Plus Elite	0.29	0.22	0.29	0.22
SolarZone SF	0.27	0.32	0.27	0.32
SolarZone TG2 ThermD ²	0.22	0.28	0.23	0.28
SolarZone TG2 ThermD Elite ²	0.22	0.20	0.22	0.20
SolarZone TG2 Plus ²	0.22	0.28	0.23	0.28
SolarZone TG2 Plus Elite ²	0.22	0.20	0.22	0.20
SolarZone SunShield ²	0.31	0.14	0.31	0.14
Energy HSG ²	0.32	0.53	0.32	0.53

¹Whole window values are based on single-strength glass. ²Whole window values are based on double-strength glass. Grids, ST and HP performance values are also available.

©2025 Window World International, LLC. (International). Window World®, the Window World logo, the Window World Circle "W", and SolarZone are registered trademarks. "Improving Homes. Changing Lives." is a registered service mark, and AMERICA'S EXTERIOR REMODELERSM is a service mark of International. Usage of all the referenced marks is limited to authorized licensees of International or franchisees of Window World, Inc., International's authorized licensee. This "Window World" franchise location is independently owned and operated under license from Window World, Inc. Specifications subject to change without notice. Intercept is a registered trademark of Vitro Architectural Glass. *See your Window World Sales Representative for additional information regarding any questions you might have, or any assertions herein, concerning energy efficiency or savings. Energy savings will vary. Energy savings assume proper installation and use. Not all products are ENERGY STAR-certified. ^{††}Sashes on larger sliding windows may be difficult to lift out due to weight. ^{*}Restrictions may apply. For complete details, see the warranty at your nearest Window World Store. For a copy of the written product warranty, please write to: AM Window Warranty Department, 3773 State Road, Cuyahoga Falls, OH 44223. Limited warranty does not apply to damage caused by faulty or improper installation, or causes outside of Manufacturer's control. ^{**}Insulated glass (IG) units that require capillary tubes may experience some argon gas depletion. Colors are reproduced by lithographic process and may vary slightly from colors of actual product. Make final color selections using actual product samples. Printed in USA. AM-WWI-063 02/25 2.5M/51

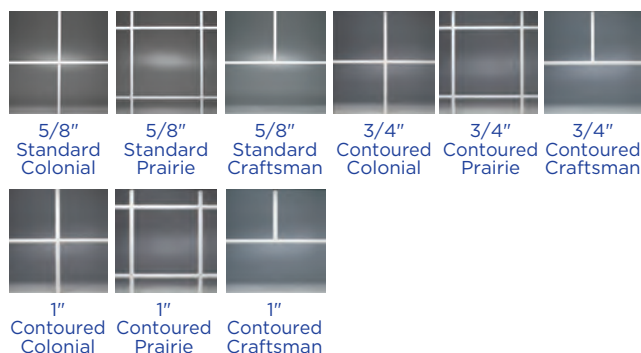
Exterior Palette



Interior Palette



Grid Options



³Solid extruded color.

⁴Available with a White or Almond interior only.

LIFETIME
LIMITED WARRANTY*

